

Different Families - SEND

Stonewall's home learning packs can be used by parents or carers looking to support their child's learning or by education staff looking to send work home for their students. There is a primary, secondary and SEND version of each pack, with a list of suggested activities and supporting materials for you to pick and choose from.

Stonewall is a lesbian, gay, bi and trans equality charity working with employers, schools, colleges and services for LGBT acceptance without exception. Find out more about our work here: www.stonewall.org.uk.

A word on online safety: please make sure you supervise your child when they use YouTube or are using the internet for research. Talk to them about what they should do if they see something that makes them feel uncomfortable or that they think they shouldn't be seeing. Use our [Staying Safe Online](#) resource or the [Childnet](#) website to help you.

Choose the right activity for your child:



a simpler version of the activity



the version of the activity that most children will use



a trickier version of the activity

Home Learning Pack: Different families



Suggested activities:

- Draw or paint a portrait of your family.
- Stick a photo of your family onto the worksheet, label the people using symbols or by writing the labels.
- Look at the pictures of the different families. Who can you see in the pictures? Use the communication mat to help you if needed.
- Cut out and play one of our Different Families card games.
- Choose one of the colouring in sheets, use scrap materials or things from your art and craft supply to turn it into a collage.
- Watch Pop'n'Olly's story about *The Ice Queen and Her Wife* <https://www.youtube.com/watch?v=asYa3bDmlI8&t=>. Answer the questions about it.



Resources

Home Learning Pack: Different families



Card games



Print

4



copies

of



each

of the



cards.



Snap

The dealer deals all of the cards face-down, so that

everyone has the same number of cards.

Each person takes a turn turning over the top card of

their own pile and putting if face up on the central pile.

Home Learning Pack: Different families



This continues until one person turns over a card with the

same family as the top card. The first person to put their

hand on the cards takes the central pile and adds the

cards to their own pile.

Play until only 1 person has any cards. They then

place 1 card after another on the central pile. Again,

Home Learning Pack: Different families



when

2 of the



same



families



appear



someone

puts their



hand



on

the



cards

and




takes

the



cards.



Play



until

1



person



has



all

the









cards.






Home Learning Pack: Different families













Pairs







 Place the  cards  face-down on  a  table so that  they are

 spread out  across the  table.

Take turns to  pick up  2 cards. If they  match  keep the  cards. If

they  do not  match  put them  back.

 Try to  remember  where the  cards  were.




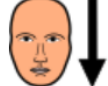



The  winner is the  person with  the  most  cards at the  end.


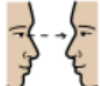


Home Learning Pack: Different families














Guess the family


 You  will  need 2  cards  showing  each  family.

 Put 1  set of  cards  face-down on  a  table so that  they

 are spread out  face up  across the  table.

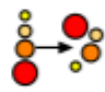




 Shuffle the  other  set of  family  cards.







1  person  picks a  card from the  shuffled  set,  without



 showing  anyone.

Home Learning Pack: Different families







 Shuffle the  other  set of  family  cards.


1  person  picks a  card from the  shuffled  set,  without

 showing  anyone.

The  other  people have to  ask questions to  help them  guess

 which  family is  on the  card.






Home Learning Pack: Different families









Home Learning Pack: Different families



 
My Family.

 a  of  your  in the  box.

 the  to  show  who is in  your  family.



Home Learning Pack: Different families

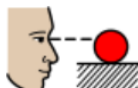







 dad	 mum	 brother	 sister
 parent	 grandparent	 sibling	 me
 grandpa	 grandma	 auntie	 uncle
 step dad	 step mum	 step brother	 step sister
 step parent	 foster mum	 foster dad	 step sibling
 family	 boy	 girl	 child
 same	 different	 son	 daughter













Home Learning Pack: Different families



The Ice Queen and her Wife














 Watch the  Ice  Queen and her  Wife.



 Match the symbols.

 Ice	 Queen	 wife
 castle	 magic	 ice
 Summer	 light	 town
 angry	 separate	 presents

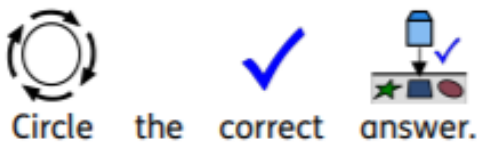
Home Learning Pack: Different families



 Ice	 Queen	 wife
 castle	 magic	 ice
 Summer	 light	 town
 angry	 separate	 presents



The Ice Queen and Her Wife



Home Learning Pack: Different families



5 What was Summer's magic? light dark

6 Where did the Queen and Summer visit? town beach


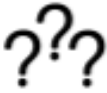
7 What did the people of the town do to the Queen




+ and Summer? take them away have a party



  
The Ice Queen and Her Wife

      
Watch The Ice Queen and Her Wife.

 
Answer the questions.

1   
1. Where did the Queen live?

2    
2. What was the Queen's magical power?

3    
3. Who did the Queen live with?

4    
4. What was the Queen's wife called?

Home Learning Pack: Different families



5 What was Summer's magic?

6 Where did the Queen and Summer visit?

7 What did the people of the town do to the Queen

+ and Summer?

light	wife	town	castle
take them away	summer	ice	



Family communication mat

 dad	 mum	 brother	 sister
 parent	 grandparent	 sibling	 me
 grandpa	 grandma	 auntie	 uncle
 step dad	 step mum	 step brother	 step sister
 step parent	 foster mum	 foster dad	 step sibling
 family	 boy	 girl	 child
 same	 different	 son	 daughter




Families






Colouring pages


Home Learning Pack: Different families




Home Learning Pack: Different families




Home Learning Pack: Different families



Home Learning Pack: Different families



Home Learning Pack: Different families



Home Learning Pack: Different families

